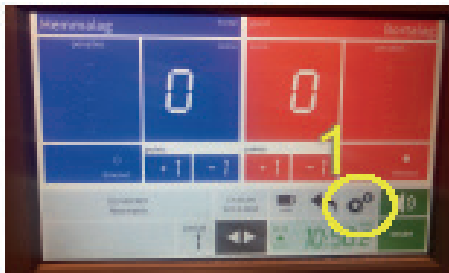


# Instructions for MRT900

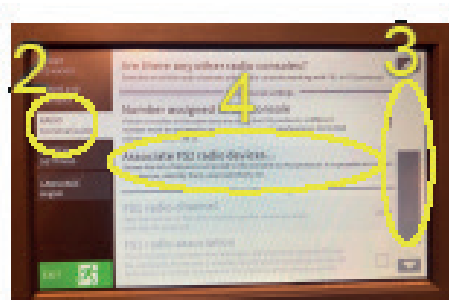
## Quick Guide Wireless

### Configuration of Control Panel MRT900 for Radio Transmitter



For Settings

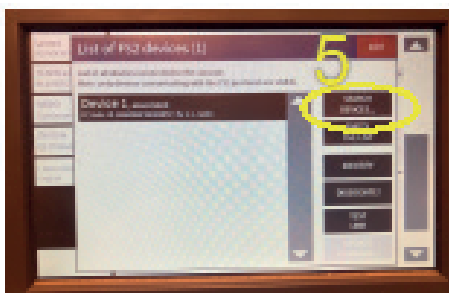
1. Press the cogwheel icon



2. Select "Radio Communication"

3. Scroll down

4. Select "Associate FS2 radio devices"



5. Select "SEARCH DEVICES"

6. To connect to a radio transmitter in the list:
  - choose device and select "ASSOCIATE"

EXTRA FUNCTIONS:

- a. To disconnect:

-Select device and click on "DISASSOCIATE"

- b. To test the connections:

-Select "IDENTIFY" = All connected devices are turned off momentarily

*Selected When it Counts*