



Starting Block Malmsten PRO

Art. No. 2011002

A well designed starting block which provides good stability and functionality.

The internationally renowned Malmsten Starting Block is used all over the world and is truly appreciated by not only swimmers but also coaches.

It is easy to climb up on, offers an effective anti-slip surface and is accessible from the sides.

The starting block is made in accordance with EN-standards and WORLD AQUATICS norms for starting blocks, as long as these guidelines for pool depth, pool edge and safety are being followed and installation instructions are respected.

Features:

- Stable with effective anti-slip surface
- Stainless steel 316L – protective anti-corrosion paint
- Can be combined with Track Start
- Can be combined with an Open Face Platform



Colors and Dimensions

Standard Height: 400 mm

Alternative heights can be ordered, 350 or 300 mm

Top Dimensions: 500x 700 mm

Color: Blue (standard)

Alternate colors can be ordered (at additional cost)



Selected When it Counts

Starting Block including top and base

- Height is usually 400 mm. Alternatives can nevertheless be ordered, 350 or 300 mm
- Suitable for elevated pool edge or Open Face Platform, art. No. 2011004*
- Suitable for pool edge width of minimum 550mm. For pool edge of 300-550mm Starting Block Malmsten Classic is recommended, art. No. 2011032
- Starting blocks are numbered 0-9 on all sides; please confirm preferred number(s) when placing the order

Top

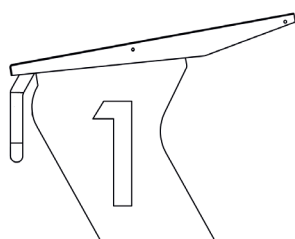
- It is prepared for installation of Track Start, art. No. 2011024*
- The top measures 500 x 700mm; Effective anti-slip surface is included
- The anti-slip surface is usually blue, but can be ordered in an alternative color (at an extra charge)
- Relay judging plate may be installed; max. size of 450 x 480 mm

Base

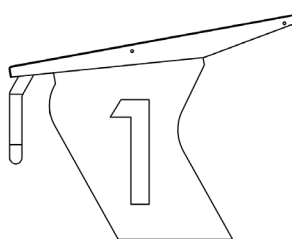
- Has an opening where electronic equipment may be placed which can be used during competition
- If the base is placed on a tiled pool edge a protective plate is recommended, art. No. 2018007. Free of charge

* sold separately

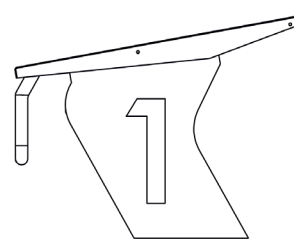
"Min"



"Mid"





"Max"

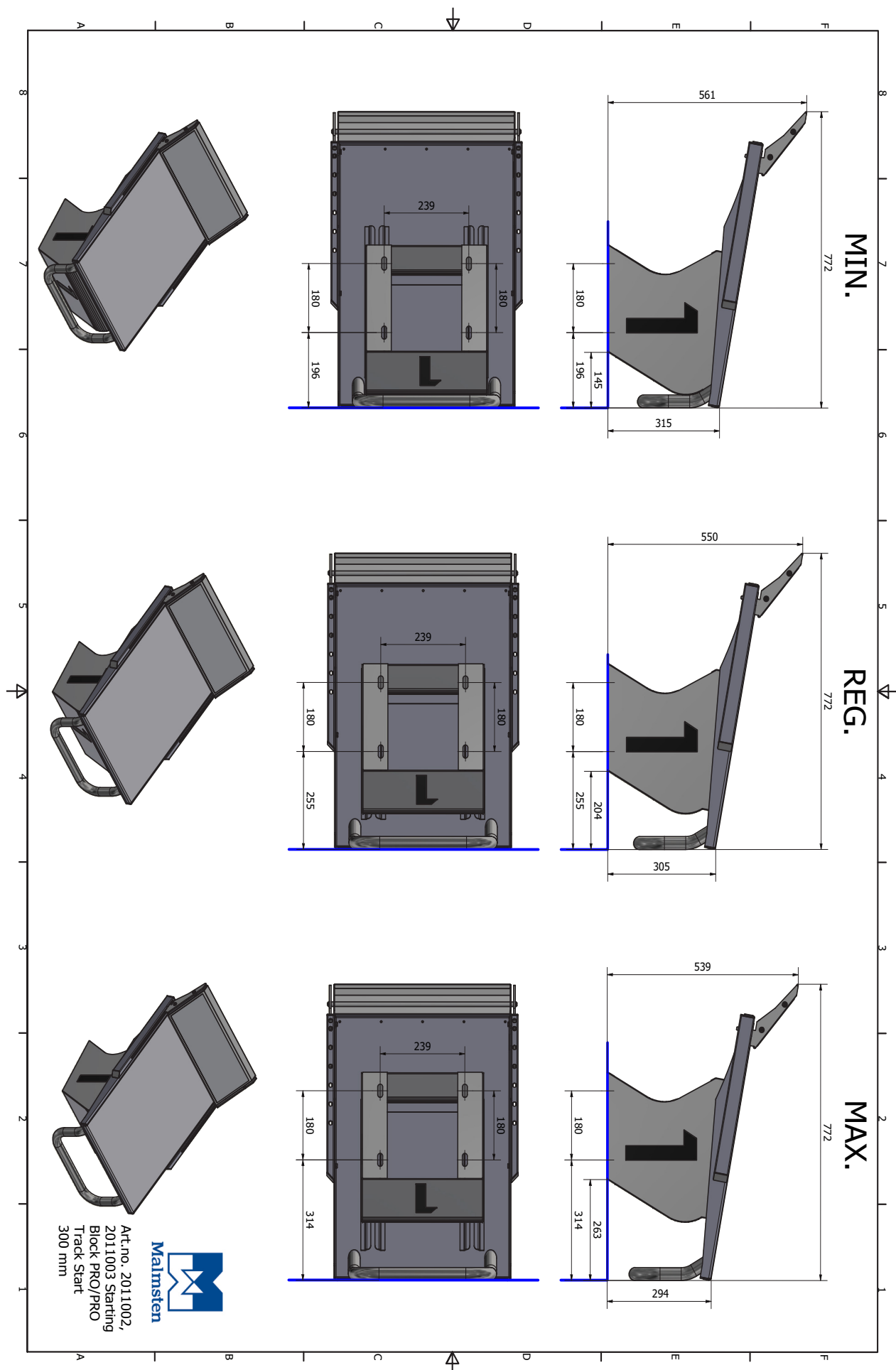


The top can be adjusted to fit the pool edge

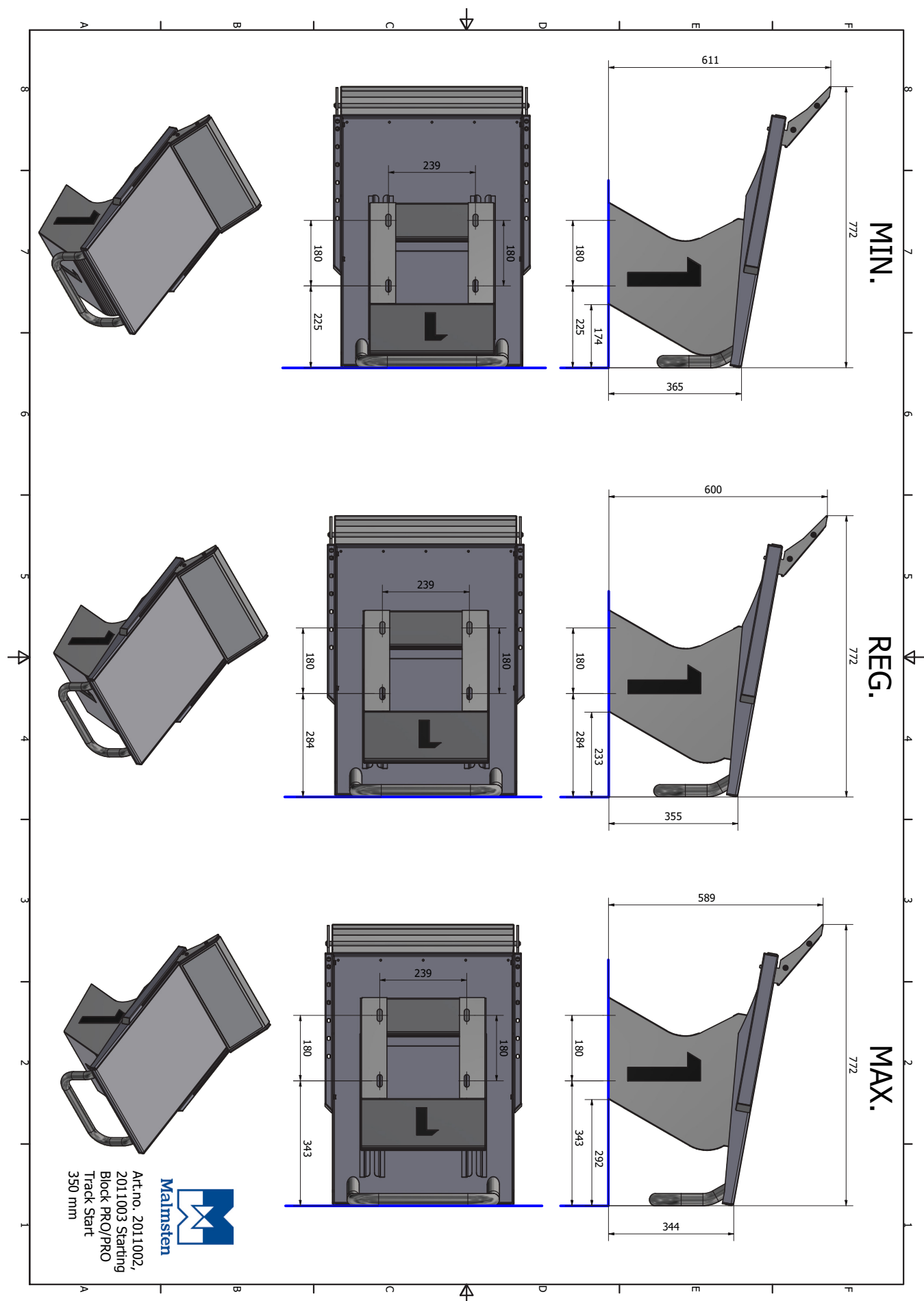
Accessories Sold Separately

1910054 Backstroke Starting Device**2011004** Open Face Platform**2011024** Track Start**2018010** Maintenance Kit for Stainless Steel

Selected When it Counts

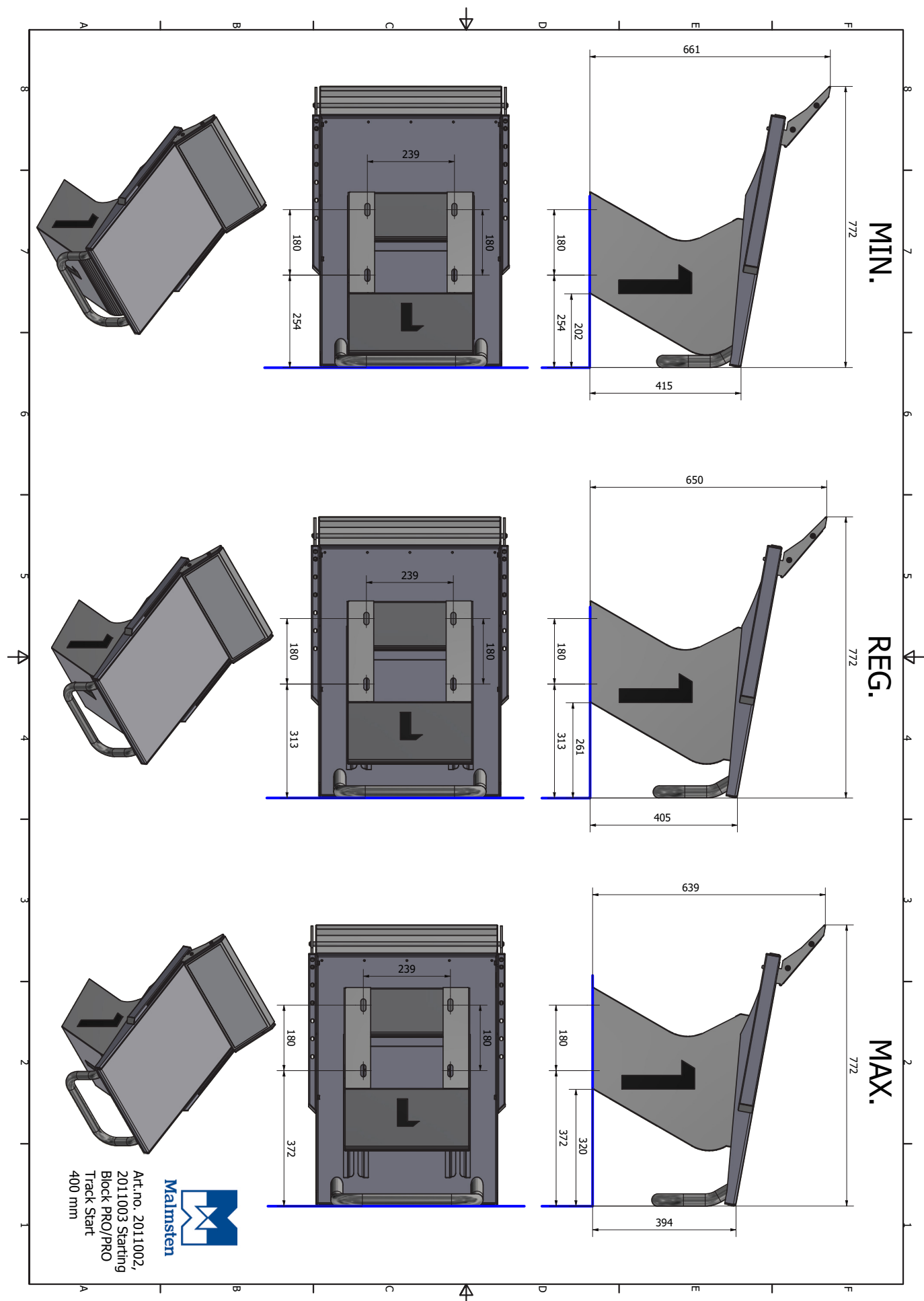


Selected When it Counts



23E-47-A

Selected When it Counts



3E2-47-A

Selected When it Counts