

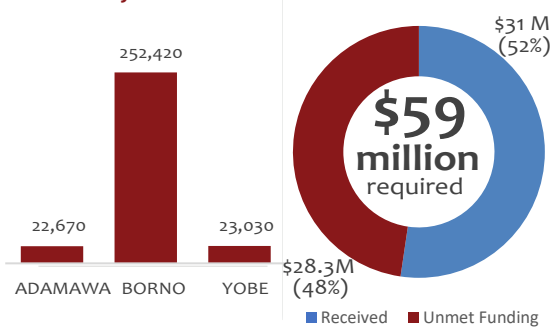
### SHELTER AND NON - FOOD ITEMS (NFIs)

#### KEY FACTS AND FIGURES

**2022 HRP Target: 1.66 Million**  
**People assisted: 0.29 Million**  
 (HRP & Non-HRP)

**Beneficiaries Reached by State**

**Funding requirements**



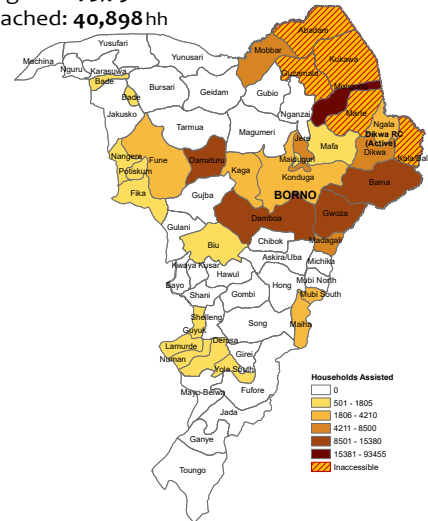
#### 2022 partners

ACTED, ACF, INT, CRS, DRC, GREENCODE, HARAF, IOM, Loc-DIN, MERCYCORPS, NRC, PRIDE, SALIENT, Solidarités International, SRHO, UNHCR

#### NON - FOOD ITEMS (NFIs)

Deliver flexible, coordinated, adequate and harmonized NFI kits

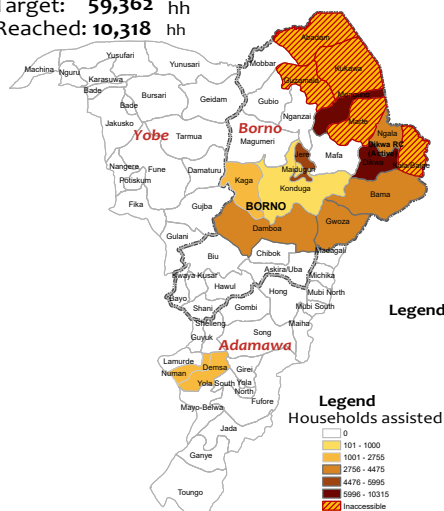
**Target: 175,798 hh**  
**Reached: 40,898 hh**



#### EMERGENCY SHELTER SOLUTIONS

Ensure sufficient coordinated and adequate delivery of emergency shelter solutions to respond to the immediate shelter needs of the affected people

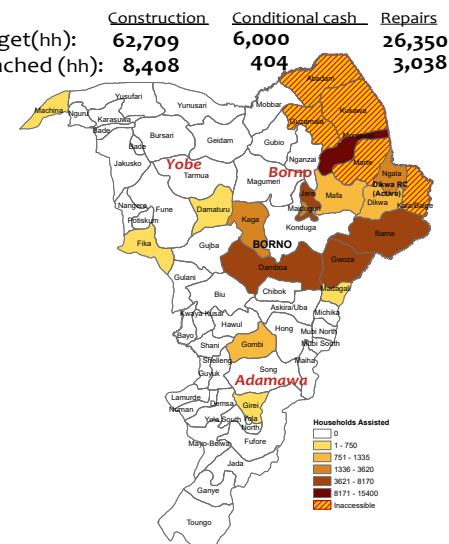
**Target: 59,362 hh**  
**Reached: 10,318 hh**



#### TRANSITIONAL SHELTER SOLUTIONS

Deliver reinforced/ transitional shelters and repair assistance to respond to the specific shelter needs of the affected people

**Target(hh): 62,709**  
**Reached(hh): 8,408**



#### Data sources:

Sector Partners SWs, DTM, Site Tracker, Financial Tracking Service (ETS)

Production date: 23th February 2022 Review date: 03rd March 2023

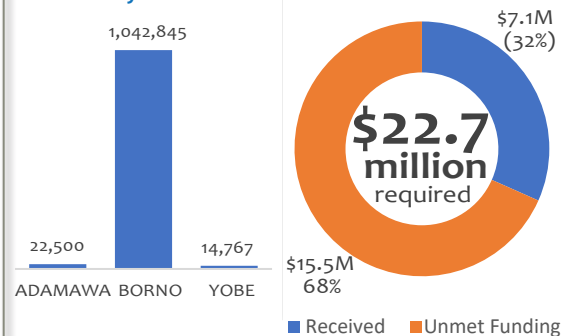
### DISPLACEMENT MANAGEMENT SYSTEMS (CCCM)

#### KEY FACTS AND FIGURES

**2022 HRP Target: 1.34 Million**  
**People assisted: 1.08 Million**

**Beneficiaries Reached by State**

**Funding requirements**



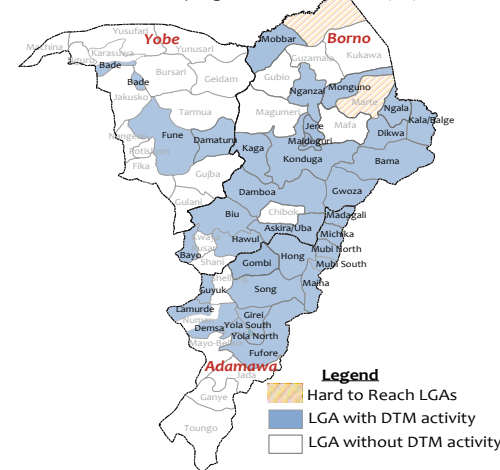
#### 2022 partners

ACTED, BF-SEDRWAY, BOAID, CARE AID, CORE AID, FESY-P, GGSi, GREENCODE, HARAF, HOPE-360, INTERSOS, IOM, LocDIN, NRC, PALRI, PRIDE, PPGW, SHI, SAF, SALIENT, TWB, UNHCR, YPHO

#### TRACKING DISPLACEMENT

Tracking and monitoring displacement and mobility to inform interventions across sectors

|                                       | Target  | Reached | (%) Reached |
|---------------------------------------|---------|---------|-------------|
| DTM Round reports published:          | 6       | 3       | 50%         |
| Individuals biometrically registered: | 379,785 | 312,756 | 82%         |
| Households manually registered:       | 62,168  | 94,914  | >100%       |



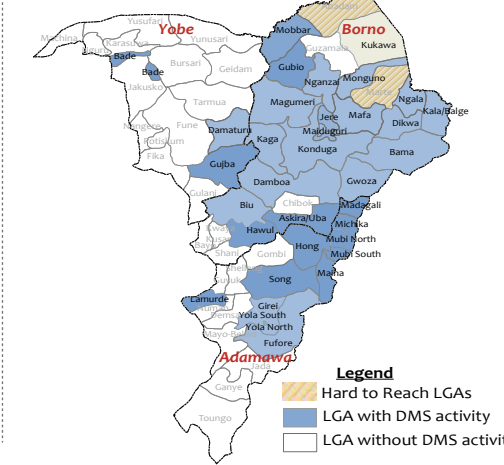
#### Disclaimer

The boundaries and names shown and the designation used on this map do not imply official endorsement or acceptance by the Shelter/NFI and CCCM Sector or the Nigerian government. They are only for operational humanitarian activities.

#### DISPLACEMENT MANAGEMENT

Enhanced displacement management through capacity building, on-site or mobile facilitation and camp management support

|   | Target | Reached |
|---|--------|---------|
| Reception centres established/improved: | 9      | 7       |
| Sites with adequate site facilitation:  | 818    | 241     |
| No. of individuals trained:             | 1,459  | 2,740   |



#### MAINTENANCE OF SITES

Support the maintenance, upgrade, care and decontamination of sites through planning and improvements

|                                     | Target | Reached |
|-------------------------------------|--------|---------|
| Sites improved through maintenance: | 20     | 58      |

