



*Left Photo: Before Installation doors and windows in Al-Nashabiyah in Rural Damascus,  
Credit: DRC*

*Right Photo: Distribution of NFIs by AFH in As-Sweida city during the 2025 emergency response.  
Credit: AFH*

## Context & Needs

**Lattakia Wildfires (30 June 2025):** Wildfires affected 85 communities in northern rural Lattakia, displacing over **1,120 people** and damaging housing and infrastructure. In Rabee'a, **15% of houses** were damaged or looted, including many previously rehabilitated. Hosting areas are overcrowded, and infrastructure remains disrupted. An urgent SNFI assessment is required to map damage, guide shelter/NFI assistance, and coordinate with other sectors for restoration of essential services.

**Return Movements & Economic Impact:** Returns are generating additional shelter needs, while severe economic decline and fluctuating prices have increased costs and reduced the reach of interventions. Coping capacities of IDPs and host communities are diminishing.

**Unified Coordination Structure:** As of 30 June 2025, the Whole of Syria Shelter/NFI coordination mechanisms were consolidated into a single national structure, including the formation of a unified Strategic Advisory Group (SAG), joint national and sub-national meetings, harmonized technical standards through joint Technical Working Groups (TWiGs), and standardized information management tools, reporting, and dashboards.

## Response Overview (Q2 2025)

**NFI Assistance:** From January to June 2025, **44 NFI sector partners and 47 implementing organizations** reached **322,911 unique individuals (1,161,706 total assistances)**, achieving **17%** of the annual target of 1.9 million. The highest coverage was in **Aleppo, Idlib, and Al-Hasakeh**.

### Key distributions:

**Core NFIs:** 324,537 prioritized items and **7,443** supplementary items, benefiting 75,223 individuals.

**Pre-Winter NFIs (May–June):** Early seasonal preparedness support to **12,194 individuals**.

**Winter NFIs:** 7,596,859 prioritized items and 25,946 supplementary items.

**Shelter Assistance:** From January to June 2025, **41 sector organizations and 40 implementing partners** assisted **235,169 individuals** (29% of the annual target of 0.8 million), with the highest coverage in **Al-Hasakeh, Aleppo, and Idlib**.

### Key achievements:

**Emergency Shelter:** Installation/replacement of **18,299 tents**, repair of **4,728 tents**, and provision of **32,510 emergency shelter kits**.

**Housing Repairs & Rehabilitation:** Minor (15,655), moderate (5,436), and structural/heavy damage repairs, plus rehabilitation of damaged/unfinished housing (**32,249 beneficiaries**).

**Site & Community Infrastructure:** Improvements and rehabilitation benefiting over **108,000 individuals**.

**Collective Centres & Transitional Shelters:** Upgrades for **10,934 individuals**; transitional shelters and household-level improvements for **2,410 individuals**.

Responses prioritized emergency shelter support in fire-affected areas (e.g., Lattakia), repairs for returnees, and maintenance of collective centres, though overall scale was limited by funding shortages and economic constraints

## Gaps & Challenges

**Funding Shortages:** Declining donor contributions are significantly constraining shelter and NFI programming, despite the NES reserve allocation and the launch of the SHF/SCHF standard allocation.

**Economic Pressures:** Price volatility for construction materials and NFIs is driving up project costs, reducing coverage, and affecting implementation timelines.

**Access & Administrative Delays:** Prolonged project approval processes—particularly in Aleppo and Damascus hubs—due to HAC procedures are hindering timely response.

**Assessments:** Limited and outdated housing damage data impedes prioritization and evidence-based response planning.

**Reporting & IM Challenges:** Partners face adaptation difficulties with the ActivityInfo platform; capacity-building efforts are ongoing to strengthen reporting quality and timeliness.

## KEY FIGURES

### Shelter

Sector Partners (Reporting)

**40**

People in Need / Targeted

**7M / 811K**

Total Reach – 29% of 811K Targeted.

**235,196**



### Non-food Items

Sector Partners (Reporting)

**47**

Core NFI

PiN / Target

**6.6M / 1.8M**

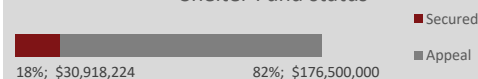
Reached: **75,223**

Assisted: **223,233**

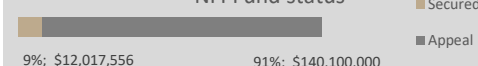
Pre-Winter NFI May- June

Reached: **12,194**

### Shelter Fund status



### NFI Fund status



## NATIONAL SECTOR TEAM – SYRIA

National Coordination - Patrick Cheruiyot Mutai- Snr  
Shelter/NFI Cluster Coordinator: [mutaip@unhcr.org](mailto:mutaip@unhcr.org)

National Co-Lead  
Ministry of Local Administration and the Environment

Mariam Moawad - NFI National Co-Coordinator (SARC):  
[Mariam.muawad@sarc-sy.org](mailto:Mariam.muawad@sarc-sy.org)

Baria Alkafre – Associate Shelter Officer  
[alkafre@unhcr.org](mailto:alkafre@unhcr.org) / +963 (0) 933 209 480

Zina Alkhiami - Assistant Field Officer:  
[zina.khiami@unhcr.org](mailto:zina.khiami@unhcr.org) / +963 (0) 930 403 222

Muhammad Reda Habib – Information Management Associate  
[habibmu@unhcr.org](mailto:habibmu@unhcr.org) / +963 (0) 993 346 458

Andrew Makachia – Associate Information Management Officer  
[makachia@unhcr.org](mailto:makachia@unhcr.org)


Country page on ShelterCluster.org:  
<https://sheltercluster.org/response/syria>

Relief web:  
<https://response.reliefweb.int/syria>

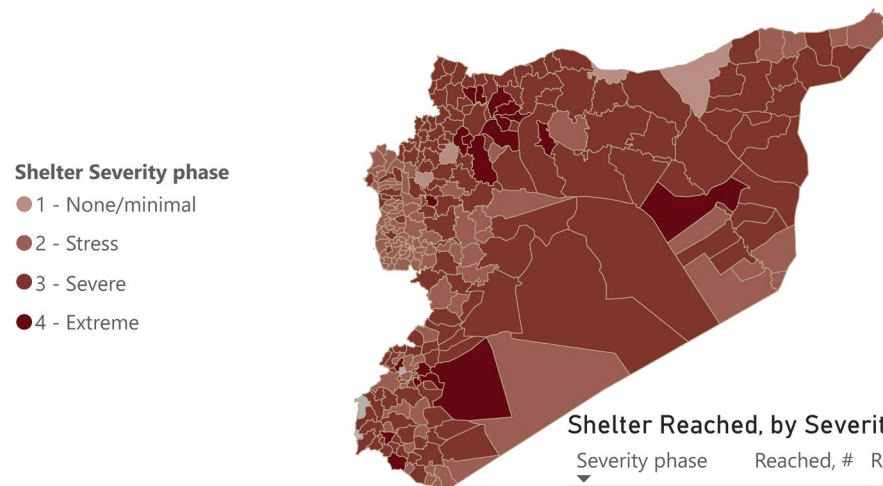
# Shelter/NFI Sector – Quarter 2 Report 2025

Quarter 2 2025

Shelter Target vs Reached



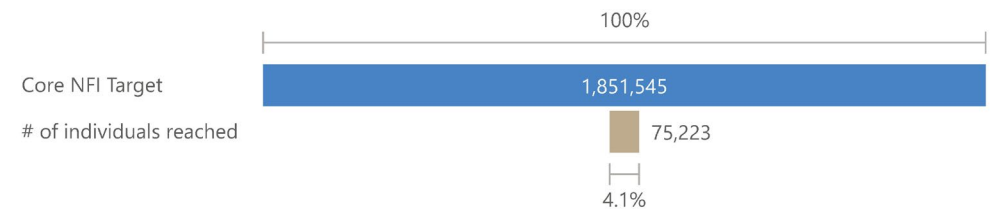
Shelter Severity, by Subdistrict



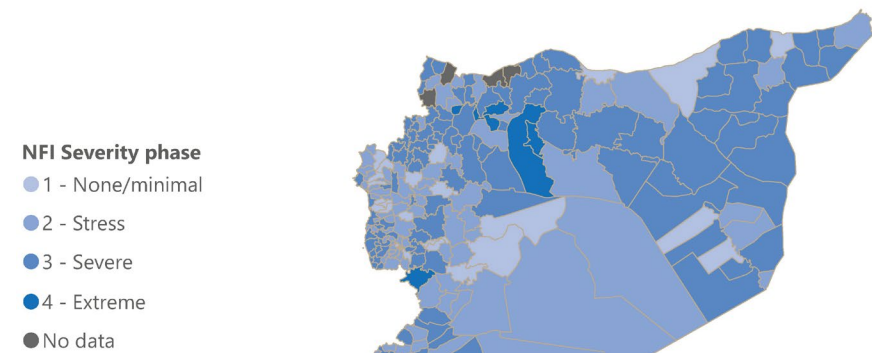
Shelter Reached, by Severity

Severity phase	Reached, #	Reached, %
4 - Extreme	15,927	6.77%
3 - Severe	152,673	64.92%
2 - Stress	65,424	27.82%
1 - None/minimal	1,145	0.49%
<b>Total</b>	<b>235,169</b>	<b>100.00%</b>

NFI Target vs Reached



NFI Severity, by Subdistrict



Core NFI Reached, by Severity

Severity phase	Reach, #	Reach, %
1 - None/minimal	980	1.30%
2 - Stress	22,645	30.10%
3 - Severe	49,945	66.40%
No data	1,653	2.20%
<b>Total</b>	<b>75,223</b>	<b>100.00%</b>



## Shelter Response

As of June 2025



235,169

# of individuals reached

46,089

# of families/ HH supported

41

# of organizations

40

# of Implementing partners

12,683

Supported FHHs

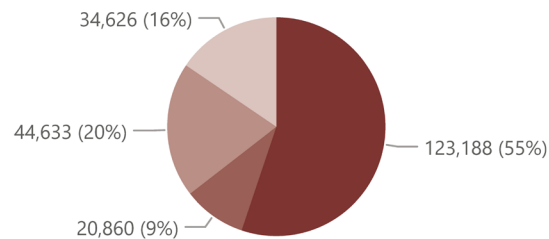
3,056

Supported PWDs

181

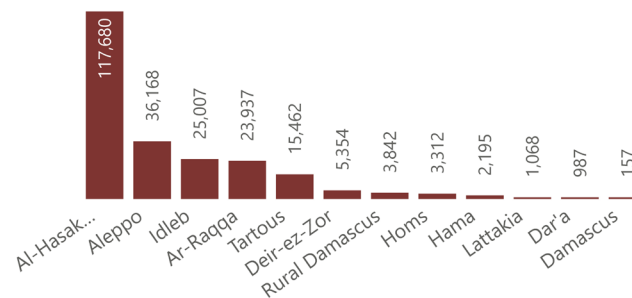
# of Location

### Reached by Cohort



● # of IDP ● # of Host Community ● # of Returnees ● # of Palestine Refugees

### Reached Per Governorate



### Project Status



Status ● Completed ● Ongoing (Once implementation started) ● Planned (All phases before tendering)

Organizations Name	# of individuals reached
UNHCR	116,809
Blumont	45,492
CARE	18,773
IOM	18,347
WATAN	7,476
IHH	7,275
SECD	5,407
NRC	3,195
ICO	2,625
ECHO	2,230
SS	1,072
ATAA	1,010
SI	968
DCA	697
GOPA	689
QRCS	674
SARD	451
HiHFAD	348
SHF	320
HAI	307
SCHF	296
IhsanRD	250
UNRWA	157
GFFO	86
BAHAR	75
TRC	70
Beyaz Eller	25
BINAA	20
BHA	15
PIN	10
<b>Total</b>	<b>235,169</b>

Activity Name	# of individuals reached
1.1.1: Repair of tents	4,728
1.1.2: Installation of new/ replacement of existing tents	18,299
1.2.1: Installation/ construction of transitional shelters	814
1.3.1: Implementation of HH level improvements	1,596
1.4.1: Implementation of site level improvements/ infrastructure	70,474
1.5.1: Rehabilitation/ adaptation of collective centres	10,934
1.6.1: Distribution/ installation of emergency shelter kits/ materials	32,510
2.1.1: Implementation of repairs of minor damage to housing units or unfinished housing (Minor)	15,655
2.2.1: Implementation of repairs of moderate damage to housing units or unfinished housing (Moderate)	37,685
2.3.1: Implementation of repairs of heavy damage to housing units or unfinished housing (Heavy)	25
2.4.1: Rehabilitation of damaged or unfinished building common areas	3,921
2.5.1: Repair of structural damage	539
2.6.1: Rehabilitation of community infrastructure	37,848
2.8.1: Capacity building of individuals/ beneficiaries to undertake sector interventions and/ or initiatives	141
<b>Total</b>	<b>235,169</b>



## Core NFI Response

As of June 2025



75,223

# of individuals reached

16,914

# of families/ HH supported

17

# of organizations

18

# of Implementing parnters

53,747

Supported FHHs

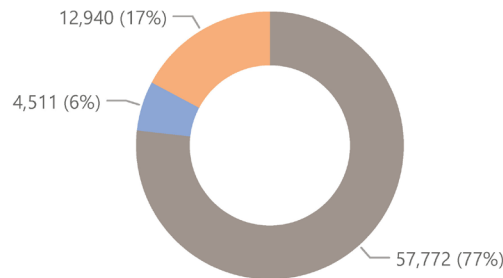
14,127

Supported PWDs

\$178,300

Total USD Cash amount distributed HH

### Reached by Cohort



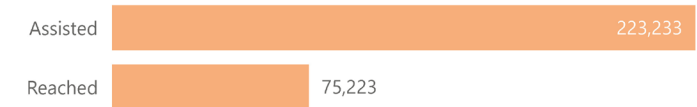
● # of IDP ● # of Host Community ● # of Returnees ● # of Palestine Refugees

### Activity Name

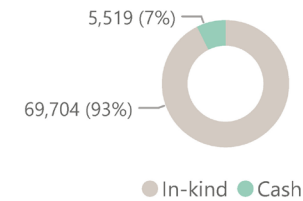
### # of individuals reached

1.1: Provision of core NFIs	75,223
<b>Total</b>	<b>75,223</b>

### Reached by Assistance classification




### Reached by Assistance classification



● In-kind ● Cash


### NFIs distribution by month



● 1.1: Provision of core NFIs

Organizations Name	# of individuals reached
Blumont	34,992
WATAN	16,160
SR	11,793
MHD	6,086
acted	2,361
SHAFK	2,150
DCA	842
STC	635
NRC	142
Takaful Al Sham	35
SI	27
<b>Total</b>	<b>75,223</b>

### Reached Per Governorate



### NFIs distributed by classification



● # of CORE Prioritised Items ● # of CORE Supplementary Items ● # of Winter Prioritised Items ● # of Winter Supplementary Items



## Pre-Winter NFI Response

As of June 2025 (May & June)



12,194

# of individuals reached

3,450

# of families/ HH supported

3

# of organizations

4

# of Implementing parnters

1,600

Supported FHHS

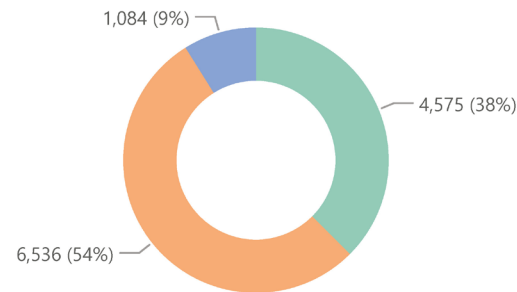
1,689

Supported PWDs

\$269,870

Total USD Cash amount distributed HH

### Reached by Cohort



● # of IDP ● # of Host Community ● # of Returnees ● # of Palestine Refugees

### Activity Name

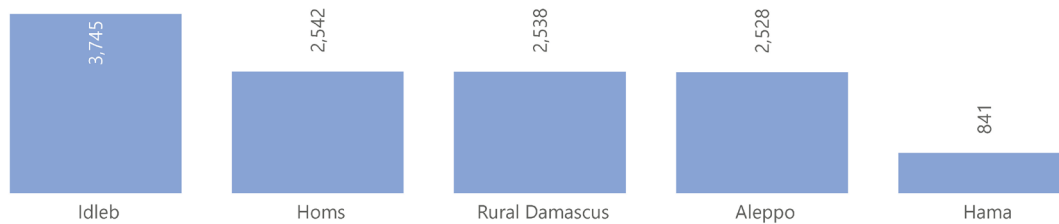
### # of individuals reached

1.2: Provision of winter NFIs	12,194
<b>Total</b>	<b>12,194</b>

### Reached by Assistance classification



### Reached Per Governorate

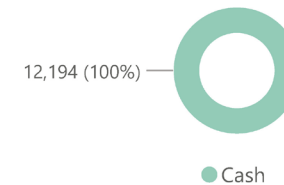


### NFIs distributed by classification



● # of CORE Prioritised Items ● # of CORE Supplementary Items ● # of Winter Prioritised Items ● # of Winter Supplementary Items

### Reached by Assistance classification



### NFIs distribution by month

