

Overview

The IDPs returnee issue from Amhara to Oromia remains a major concern, impacting humanitarian response efforts in both regions. Protection issues, including safety and security, family separations, and secondary displacement, arise from the return process in Debre Berhan, North Shewa Amhara. The first wave of Amhara's **1546 individuals/426 HH** returnees have arrived in the Western Oromia zones of East Wollega, West Wollega, and West Showa, and these returnees are currently housed in government-constructed temporary communal shelters with CGI roofing and plastic sheet walling, awaiting their return to their original kebele plots of land once due diligence and security concerns are addressed.

Besides the lack of attention, in various IDP sites in Amhara, such as Jara Camp in North Wello, IDPs have started selling their items due to restrictions on belongings during return, adding another layer of burden to their situation, which has long been neglected. Resources are needed for shelter maintenance and ESNFI support. While in Oromia, alongside fresh Amhara returnees, ongoing self-spontaneous returns, and numerous protracted and new IDP cases in the region underscore the need for significant resource mobilization efforts.

In Benishangul's neglected Kemashi zone, a significant number of returnees have begun receiving shelter repair support from the cluster. Additionally, the ongoing EHF project will benefit **58%** of the total returnees. In Afar, alongside the current drought situation, there is a pressing need for shelter assistance for existing IDPs in Berahle Woreda, consisting of **375 HHs** in Shaligubi and **550 HHs** in Bure, who wish to return to their place of origin but are hindered by insecurity in their home area. In the South Ethiopia Regional State, **6,807 HHs** have spontaneously returned to Segen Zuria and Karat Zuria woredas previously affected by inter-communal conflicts since 2020. However, the returnees received limited shelter support.



Secondary displacement, Wayu Tuka woreda of East Wollega zone, Oromia region

Key Figures

2.6M

People In Need



2.2M

People Targeted



USD89.6M

Funding Requirement



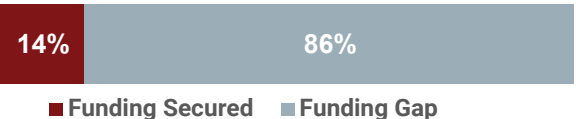
Response and Gap Analysis



Response-Gap Analysis

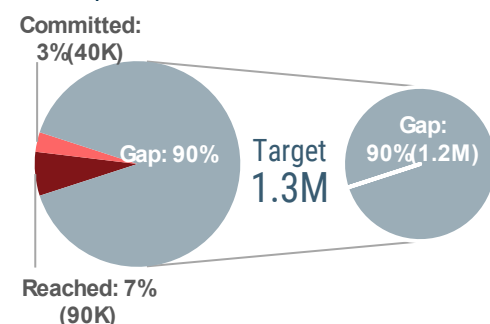


Funding Response-Gap Analysis

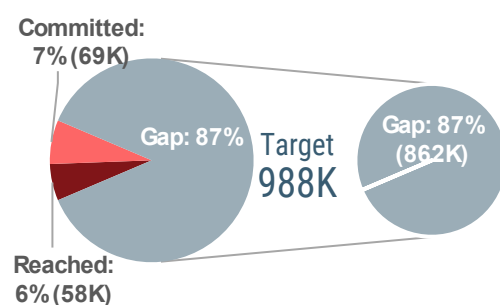


Response by Activity

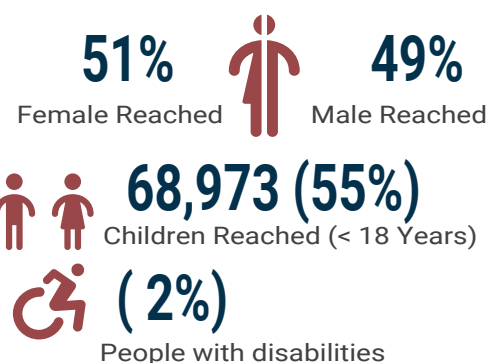
ESNFI/NFI Assistance



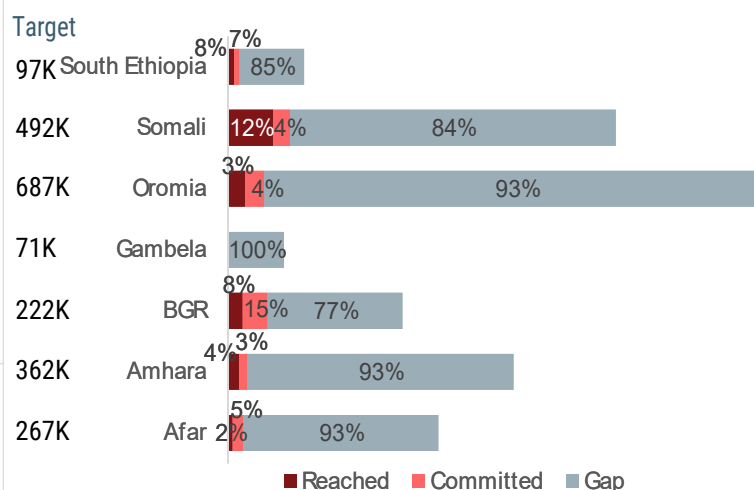
ES/ Repair



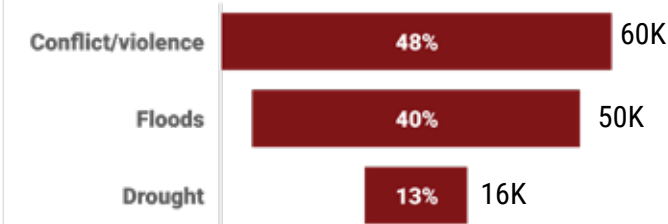
Reached by Demographics



Response-Gap Analysis Per Region



Response by type of Shock



Monthly Operational Presence of Organizations

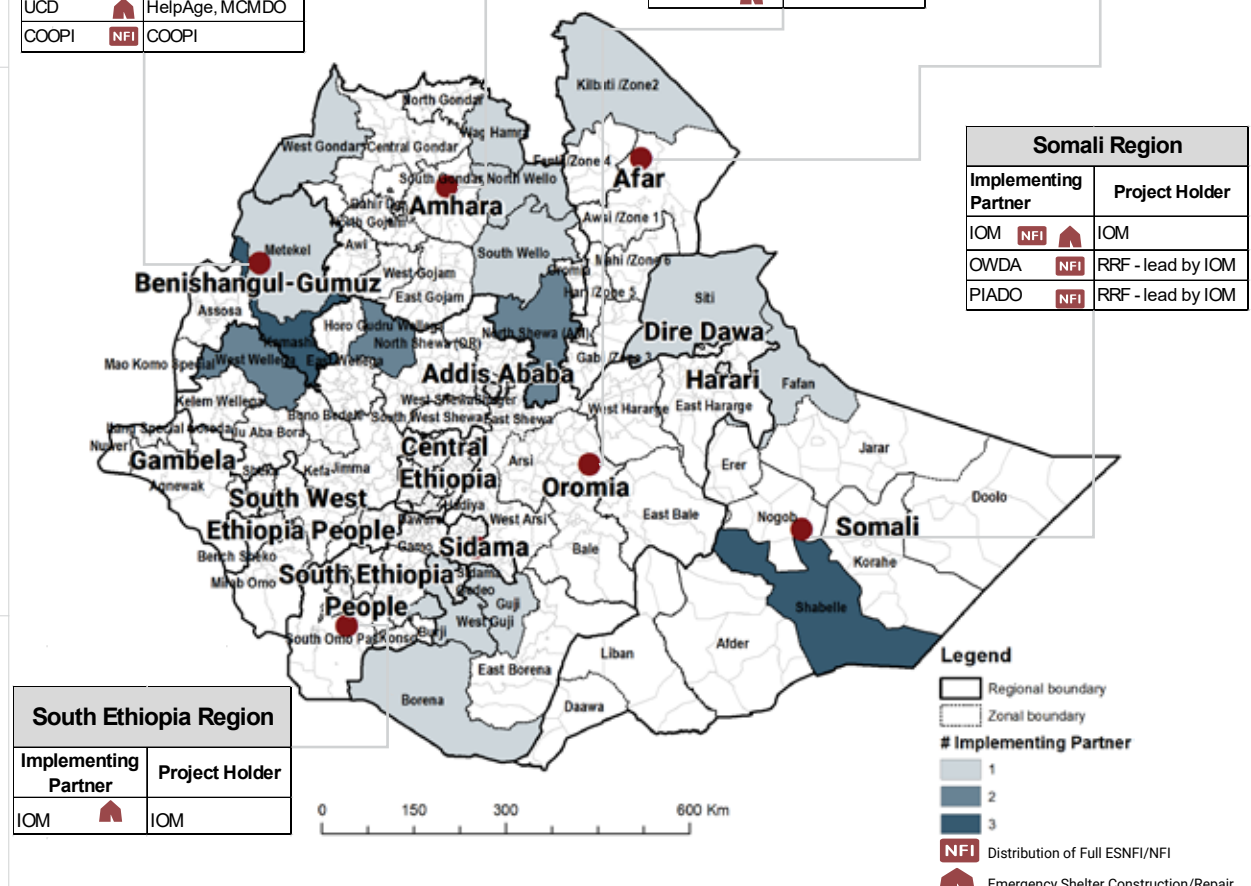
Note: The presence map shows presence of partners during the reporting month

Benishangul-Gumuz Region	
Implementing Partner	Project Holder
NRC	NRC
UCD	HelpAge, MCMDO
COOPI	NFI COOPI

Amhara Region		Oromia Region	
Implementing Partner	Project Holder	Implementing Partner	Project Holder
CoC	GOAL	IOM	IOM
CARE	CARE	ACS	NFI CRS
ZOA	ZOA	FIDO	WV
IOM	IOM	NCS	CRS
LWF	LWF	PAD	PAD
		WVI	WV

Afar Region	
Implementing Partner	Project Holder
ASDEPO	ASDEPO

Somali Region	
Implementing Partner	Project Holder
IOM	NFI IOM
OWDA	NFI RRF - lead by IOM
PIADO	NFI RRF - lead by IOM



Donors



Implementing Partners

