

Sector

NFI

Shelter

Hub

NES

Syria

Turkey X-B

Organization type

Non-UN agency

UN agency

Governorate

All

District

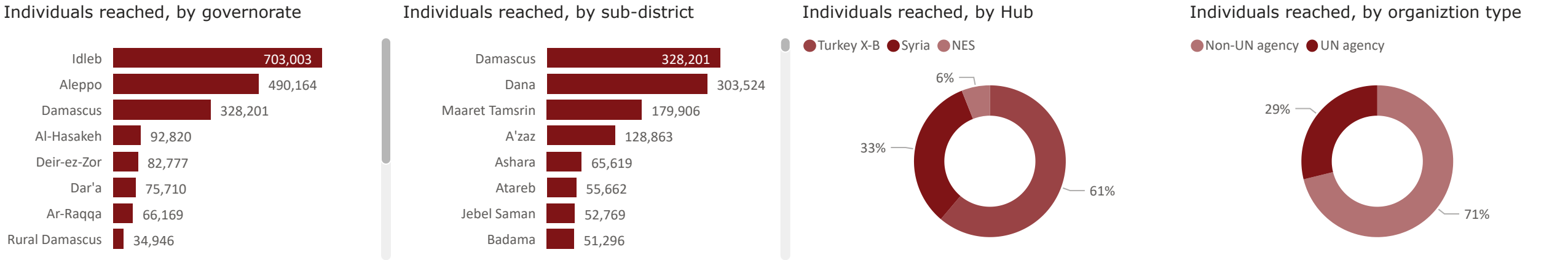
All

Sub-district

All

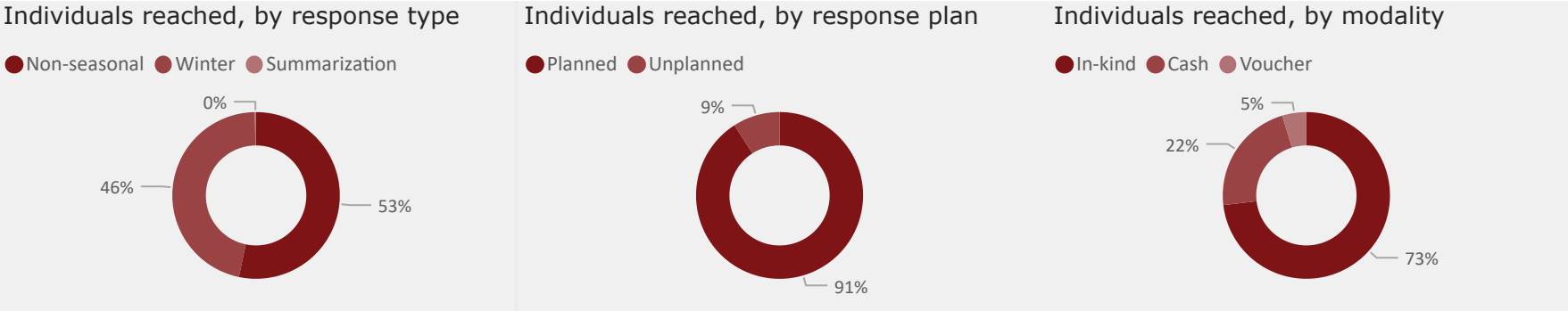
Location

All



Individuals and HH reached	
701,925	
Shelter (Ind)	
1,336,378	642,950
Core NFI (Ind)	Total HHs
21,443	71,789
Summer NFI (Ind)	Total FHH
1,537,236	36,450
Winter NFI (Ind)	Total PWD

Individuals reached, by activity category and month	Activity category	January	February	March	April	May	June	July
1.1.1.1.1 Core NFIs		336,044	528,225	164,689	69,377	113,136	81,986	42,921
1.1.1.1.2 Seasonal/ supplementary NFIs		457,268	448,298	145,274	25,321	7,811	19,471	57,610
1.2.1/2/3 Emergency shelter response		113,536	69,670	134,509	90,527	114,815	103,705	20,922
2.1.1/2 Sustainable shelter response		1,892	1,941	4,790	1,023	9,375	27,063	16,163

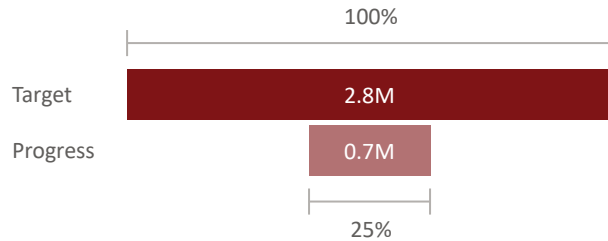


Reporting month	
Month	Download
January	Download
February	Download
March	Download
April	Download
May	Download
June	Download
July	Download
Last updated	
25 August 2022	

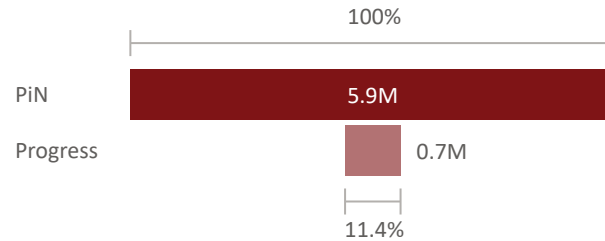
Hub

Organization type

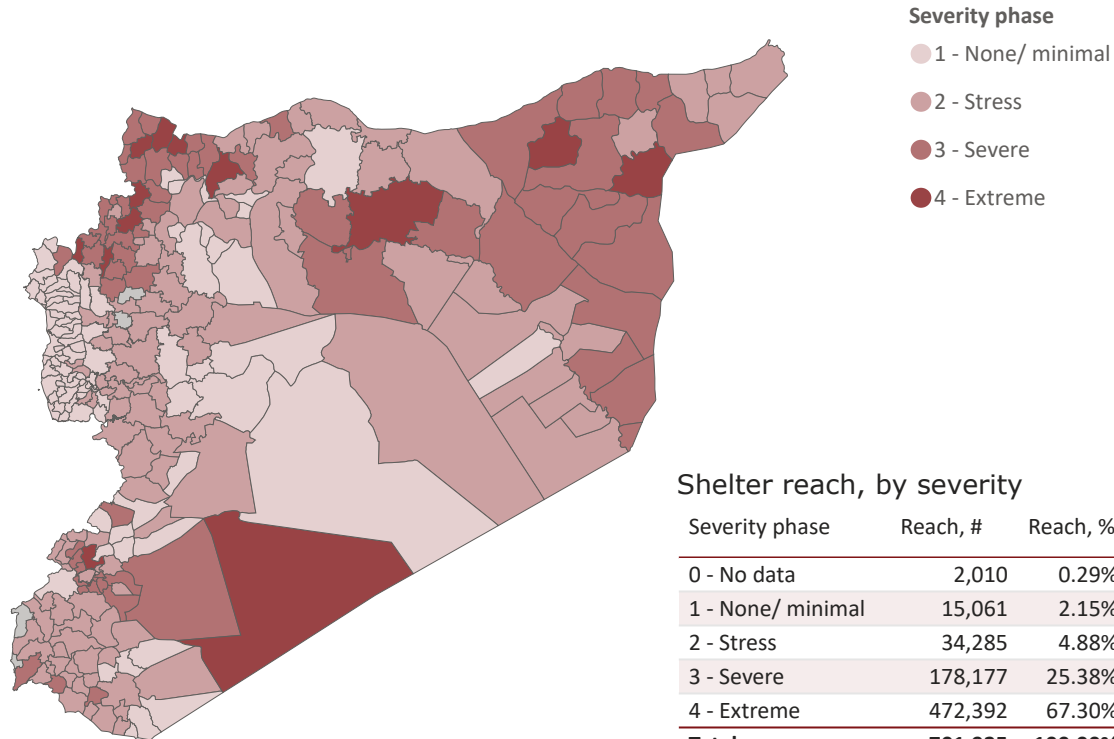
Shelter beneficiaries reached against HRP



Shelter beneficiaries against PiN



Shelter severity, by sub-district



Shelter reach, by severity

Severity phase	Reach, #	Reach, %
0 - No data	2,010	0.29%
1 - None/ minimal	15,061	2.15%
2 - Stress	34,285	4.88%
3 - Severe	178,177	25.38%
4 - Extreme	472,392	67.30%
Total	701,925	100.00%

Governorate

All

District

All

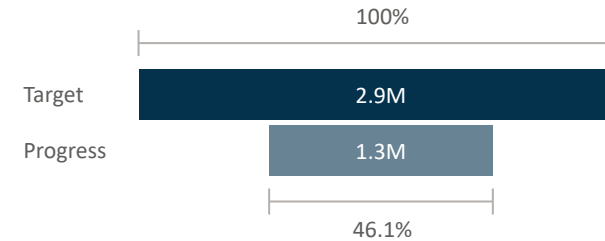
Sub-district

All

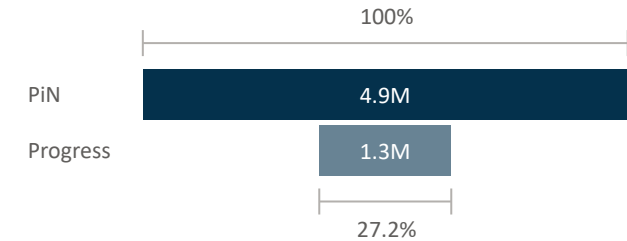
Location

All

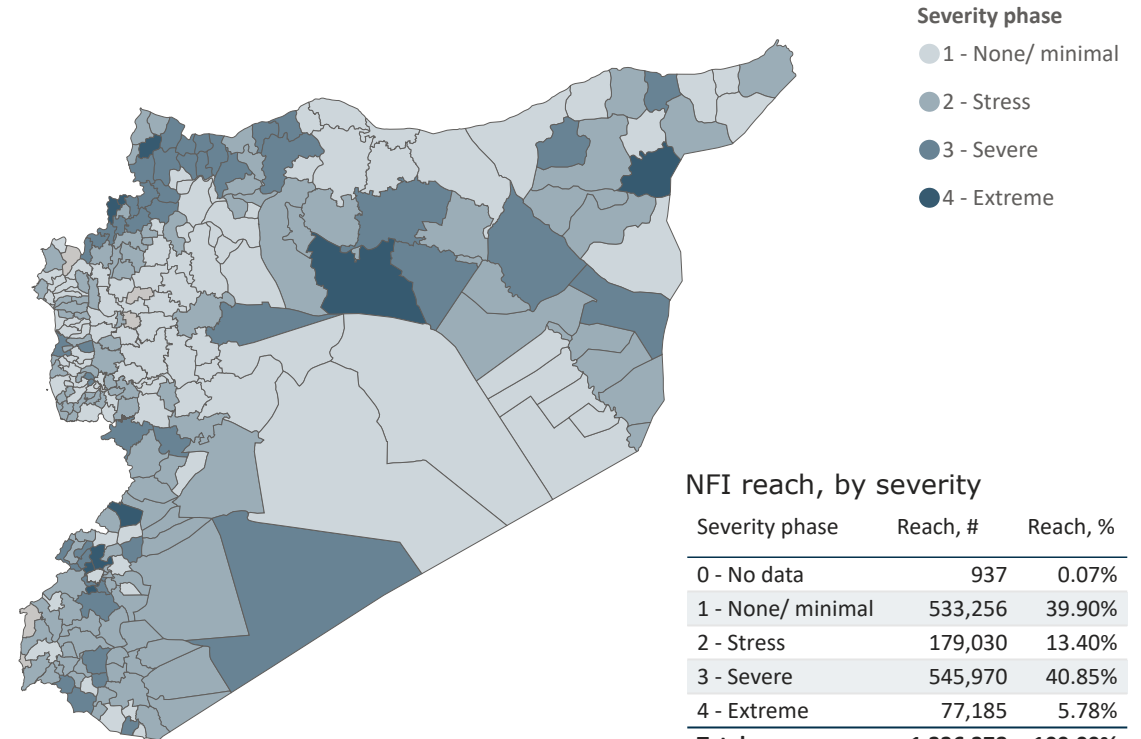
NFI beneficiaries reached against HRP



NFI beneficiaries against PiN



NFI severity, by sub-district



NFI reach, by severity

Severity phase	Reach, #	Reach, %
0 - No data	937	0.07%
1 - None/ minimal	533,256	39.90%
2 - Stress	179,030	13.40%
3 - Severe	545,970	40.85%
4 - Extreme	77,185	5.78%
Total	1,336,378	100.00%

Hub

NES

Syria

Turkey X-B

Organization type

Non-UN agency

UN agency

Activity

All

Governorate

All

District

All

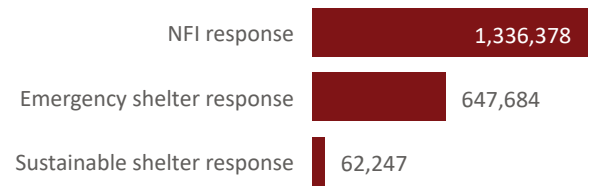
Sub-district

All

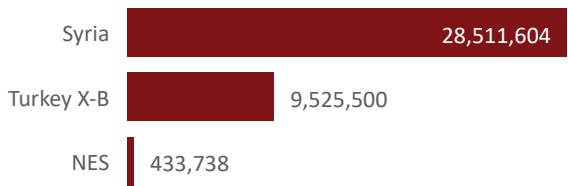
Location

All

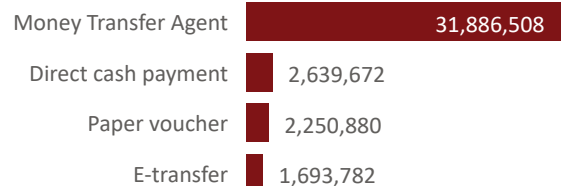
HRP activity



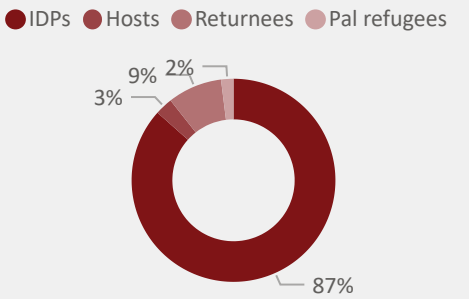
Cash distribution (USD), by hub



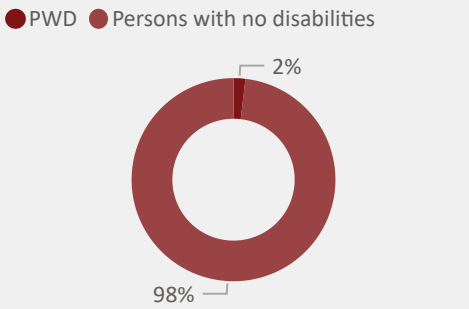
Cash distribution (USD), by delivery mechanism



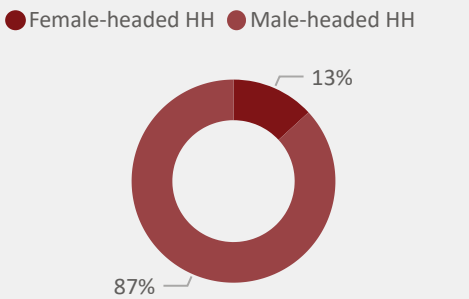
Reach, by population type



Reach, by PWD



Reach, by female-headed HH



Response	January	February	March	April	May	June	July	Total
NFI response	793,312	976,523	309,963	94,698	120,947	101,457	100,531	2,497,431
1.1.1.1 Core NFIs	336,044	528,225	164,689	69,377	113,136	81,986	42,921	1,336,378
1.1.1.2 Seasonal/ supplementary NFIs	457,268	448,298	145,274	25,321	7,811	19,471	57,610	1,161,053
Emergency shelter response	113,536	69,670	134,509	90,527	114,815	103,705	20,922	647,684
1.2.1.1 Tent repair	1,509			130	104	10	67	1,820
1.2.1.2 Tent installation/ replacement	9,759	14,015	22,461	9,407	26,301	39,878	1,911	123,732
1.2.1.3 Emergency shelter kits/ material	11,267	18,121	38,990	38,063	47,651	1,077	800	155,969
1.2.1.4 Collective centres rehabilitation	81	2,575			290	232		3,178
1.2.2.1 Temporary/ transitional shelter	1,782	3,186	2,474	7,794	630	110	1,290	17,266
1.2.3.1 HH level improvements	701			8,707	36,244	15,908		61,560
1.2.3.2 Site level improvements/ infrastructure	79,129	27,348	64,146	26,426	3,595	45,695	16,136	262,475
1.2.3.3 Fire mitigation programming	9,308	4,425	6,438			795	718	21,684
Sustainable shelter response	1,892	1,941	4,790	1,023	9,375	27,063	16,163	62,247
2.1.1.1 Damaged/ unfinished housing rehabilitation	1,892	1,941	4,790	771	1,984	11,973	11,907	35,258
2.1.1.3 Tenure security agreements support							2,181	2,181
2.1.1.4 Damaged/ unfinished common area rehabilitation					391			391
2.1.2.1 Community infrastructure rehabilitation				252	7,000	15,090	2,075	24,417
Total	908,740	1,048,134	449,262	186,248	245,137	232,225	137,616	3,207,362

Whole of Syria Shelter and NFI Sectors Responses 2022

Humanitarian use only

Shelter Response
As of July 2022

Hub

NES

Syria

Turkey X-B

Organization type

Non-UN agency

UN agency

Activity

All

Governorate

All

District

All

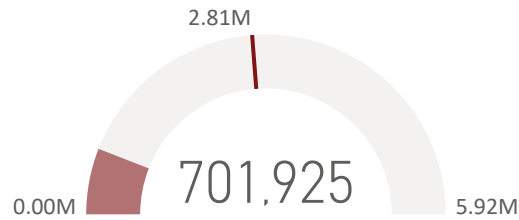
Sub-district

All

Location

All

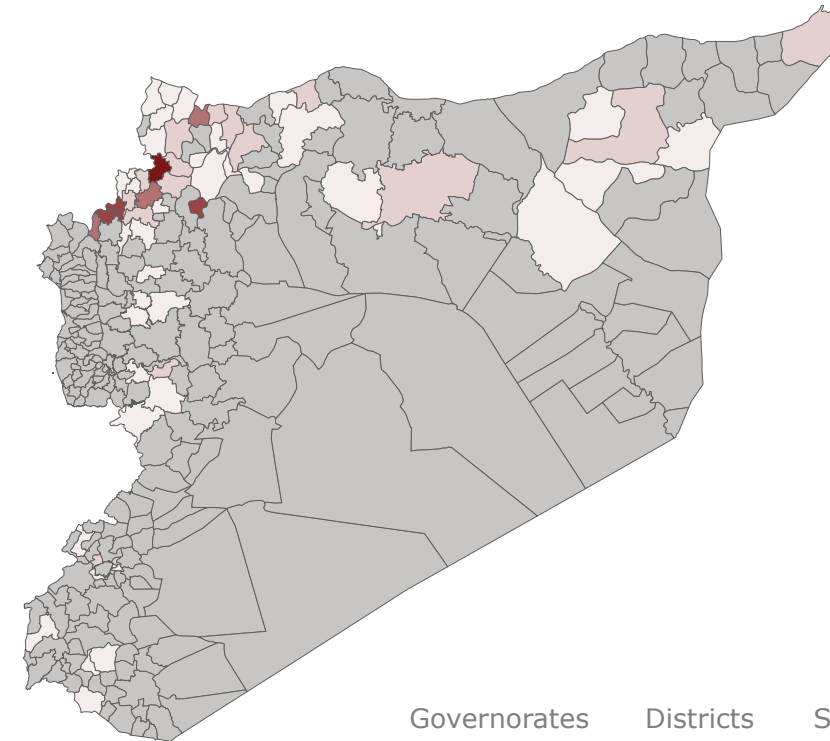
Individuals reached vs target vs PiN



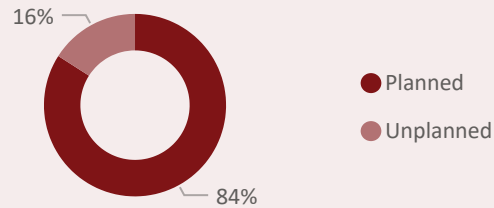
Shelter response

62	23,083
Tents repaired	Tent installed/ replaced
32,268	16
Shelter kits/ materials	Shelters not occupied
291	448,222
HLP supported	Cash/ voucher (USD)

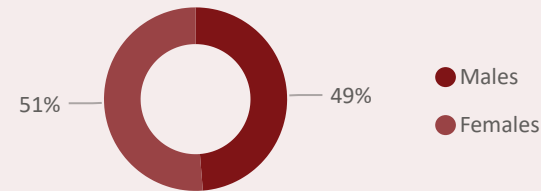
Individuals reached shelter response, by sub-district



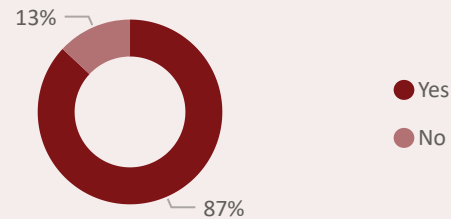
Individuals reached, by response type



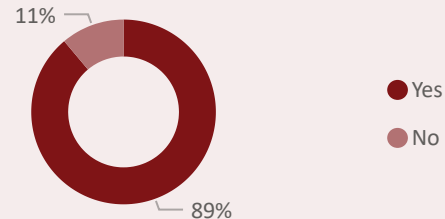
Individuals reached, by sex



Presence of female staff during distribution



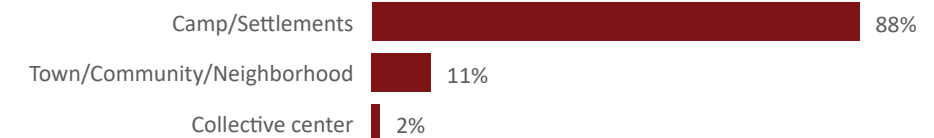
Privacy for females during intervention



Number of construction workers employed, by shelter activity and month

Activity category	January	February	March	April	May	June	July	Total
1.2.1/2/3 Emergency shelter response	1,235	568	1,260	1,268	1,712	1,132	440	7,615
2.1.1/2 Sustainable shelter response	149	167	359	3	112	107	94	991
Total	1,384	735	1,619	1,271	1,824	1,239	534	8,606

Individuals reached, by location type



Hub

NES

Syria

Turkey X-B

Organization type

Non-UN agency

UN agency

Activity

All

Governorate

All

District

All

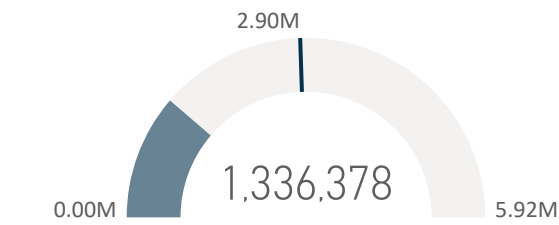
Sub-district

All

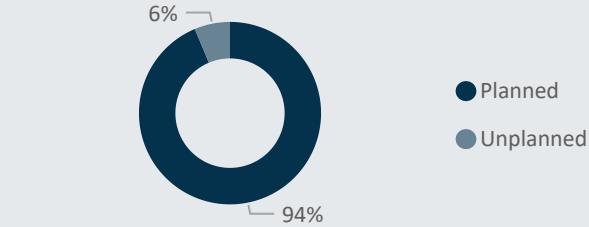
Location

All

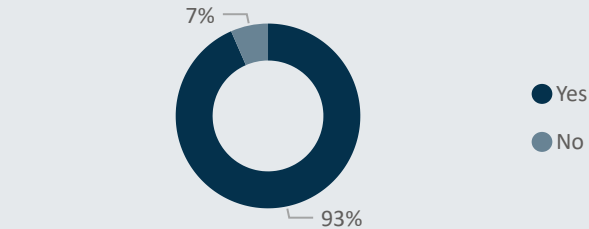
Individuals reached vs target vs PiN



Individuals reached, by response type



Presence of female staff during distribution

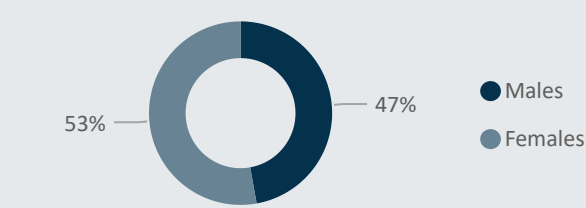


Core NFI

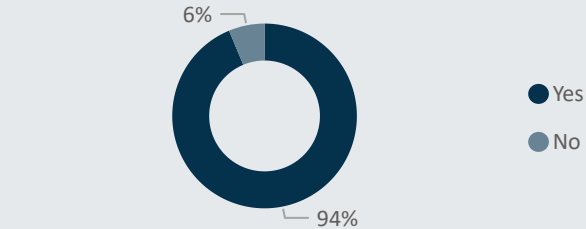
Core NFIs vary between the three hubs but usually include blankets, mattresses, plastic sheeting, kitchen sets, water jerry cans and solar lamps.

Please see the [Technical Guidance Note on Shelter and NFI kits \(Turkey X-B\)](#) as an example.

Individuals reached, by response type



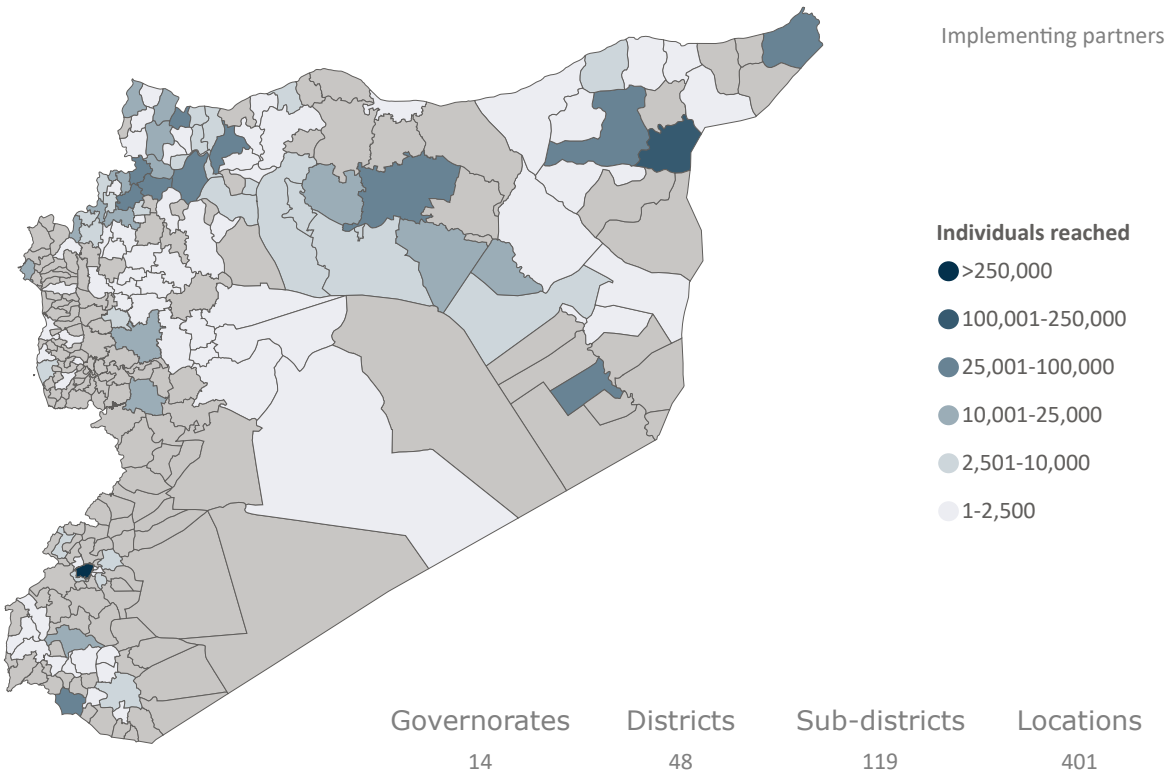
Separate lines during distribution



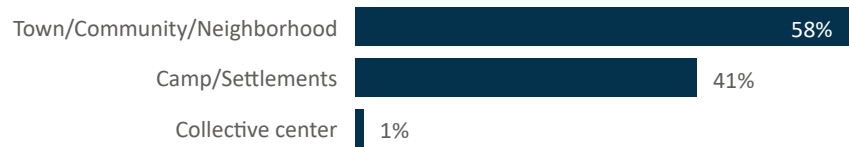
Number of NFI kits distributed, by month and selected kit

Selected NFI kits	January	February	March	April	May	June	July	Total
Core NFI kits	20,917	15,039	10,508	12,541	18,524	9,344	937	87,810
Kitchen sets	31,523	6,908	13,143	12,528	3,003	14,110	7,510	88,725
New arrival kits	79	30	29	15	2			155
Newborn kits	674	3,160	605	596	558	71	22	5,686

Individuals reached shelter response, by sub-district



Individuals reached, by location type



Hub

NES
 Syria
 Turkey X-B

Organization type

Non-UN agency
 UN agency

Activity

All

Governorate

All

District

All

Sub-district

All

Location

All

1,537,236

Winter NFI (Ind)

27,594

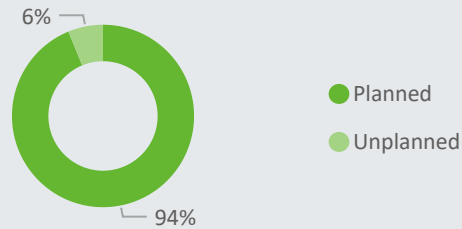
Summer NFI (Ind)

Individuals reached shelter response, by sub-district

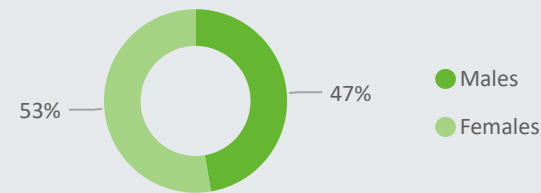
64

Implementing partners

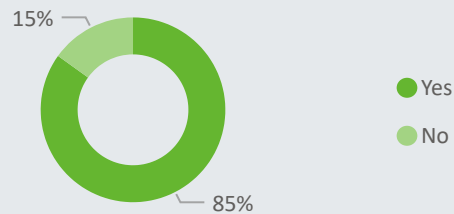
Individuals reached, by response type



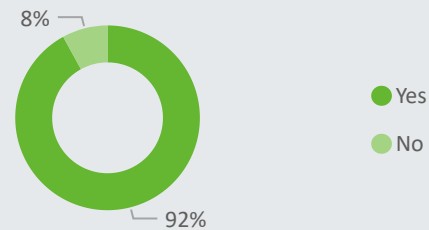
Individuals reached, by response type



Presence of female staff during distribution

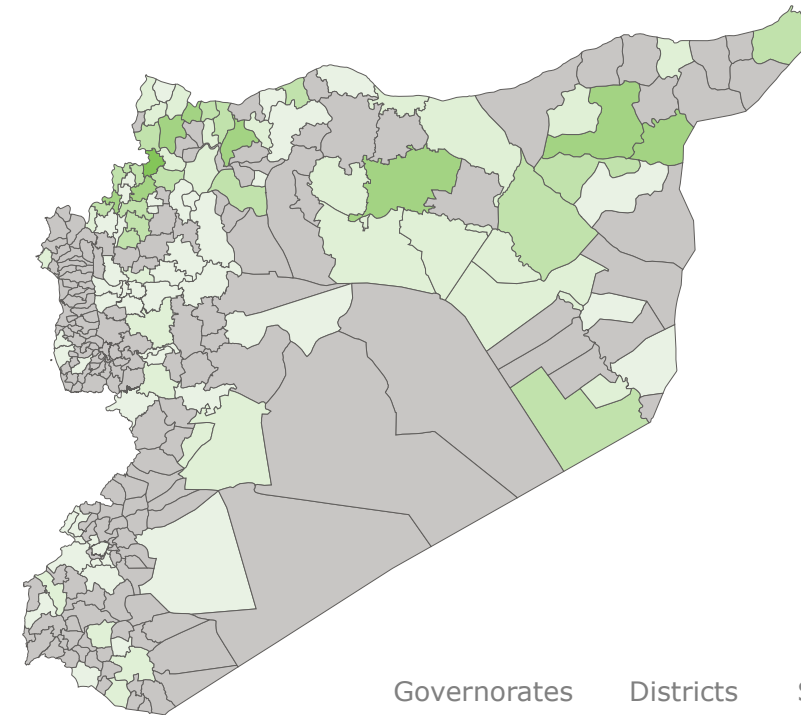


Separate lines during distribution



Number of seasonal NFI kits distributed, by month and selected kit

Selected NFI kits	January	February	March	April	May	June	July	Total
Clothing kits	40,768	55,015	28,896	4,113	3,980	1,568	43,778	178,118
Summer NFI kits						12	5,532	5,544
Winter NFI kits	6,307	10,962	0					17,269



Governorates

14

Districts

46

Sub-districts

121

Locations

456

Individuals reached, by location type

